

The Flexera logo is displayed in a white, lowercase, sans-serif font. The background of the entire page is a dark purple gradient with abstract, glowing patterns of dots and lines in shades of blue and pink, creating a sense of data and technology.

flexera[™]

» SOLUTION BRIEF

IT Visibility with Technology Intelligence Platform

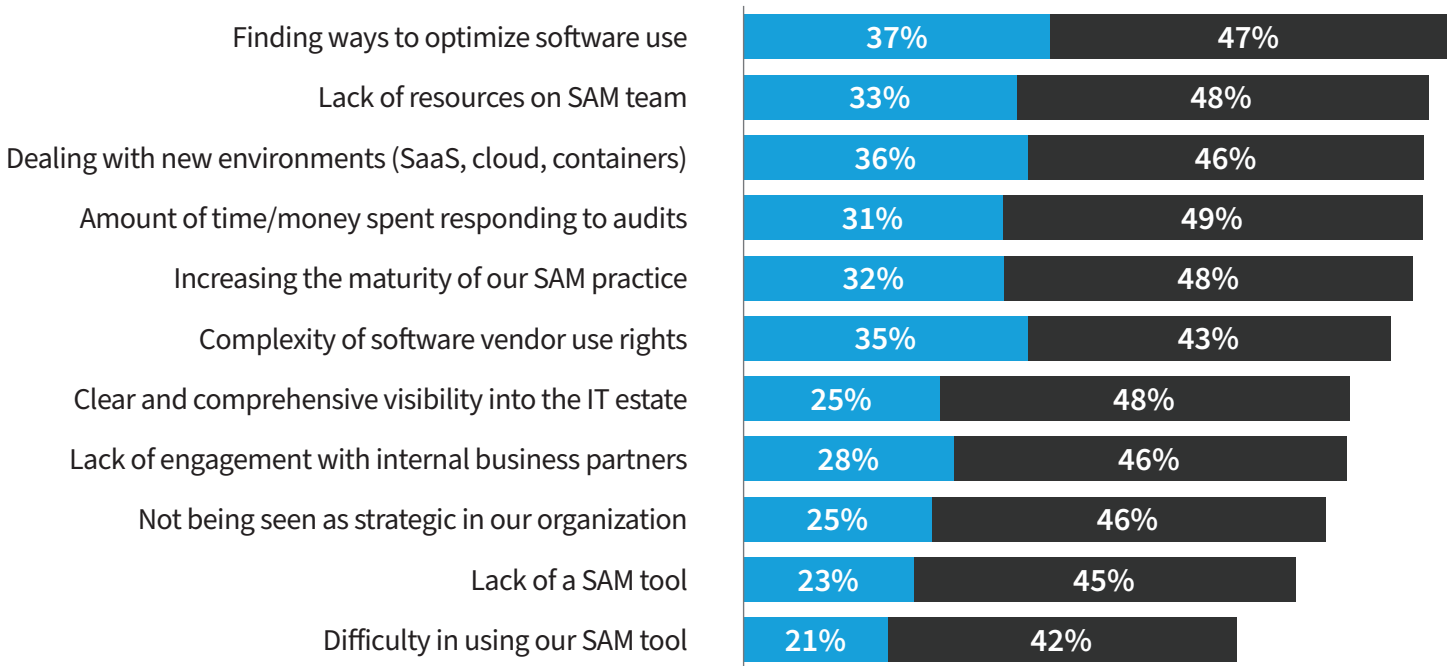
**Leverage complete
and accurate data to
drive strategic decision
making and power your
enterprise**

Lack of visibility continues to plague IT leaders and practitioners alike

One constant in technology is that gaining clear and comprehensive visibility into the IT estate is a challenge; that's the case for 73% of organizations today, according to *Flexera's 2024 State of ITAM Report*. The report also finds that the majority of IT organizations don't have complete visibility into IT assets and the impact those assets have on business outcomes.

According to the *Flexera 2024 IT Priorities Report*, 75% of IT leaders recognize the risk of their IT visibility gaps. So how do leaders make strategic decisions without reliable intelligence?

What are your challenges with SAM?



N = 503
 Source: [Flexera 2024 State of ITAM Report](#)

Visibility gaps lead to wasted spend and increased risk

This lack of clarity into the technology assets powering the business leads to significant and continued waste—roughly 20-30% across the IT estate. Waste remains a big problem no matter what industry you operate in, and unused or underutilized assets lead to increased risk from vulnerabilities. The end result can mean huge costs to the organization, ranging from ransomware to loss of customer trust.

With limited or unreliable views into the IT estate, deriving the most value from your technology investments becomes increasingly difficult. Restricted intelligence leads to redundant application spend from software sprawl, as well as vendors that overlap and become shelfware. As regulatory compliance shifts and evolves across industries—including those governmental requirements related to environmental social governance (ESG) efforts; customer data and personally identifiable information (PII); and financial, healthcare, insurance and transportation industries—responding to inquiries effectively becomes dubious.

Vulnerability risk skyrockets when organizations can't tell which versions of software are installed on what machines, with data integrity and customer trust falling while ransomware costs blow up budgets. And technical debt rises with outdated, inefficient and, ultimately, high-risk IT assets littering your infrastructure.

How does technology intelligence help mitigate risk and prioritize for my business?

Organizations struggle with foundational challenges to proactively and efficiently managing their IT estates and with answering questions such as: What do I have? Where am I at risk? What's the impact? What value am I getting from my technology?

That's why it's best to start with the foundation—the technology intelligence that serves as the basis for cross-functional collaboration and strategic decision-making across the organization, from IT asset management (ITAM) and IT service management (ITSM) to security, procurement, cloud and FinOps teams.

Technology Intelligence Platform is the next-generation data and analytics platform for Flexera One. This modern foundation is your system of insight, designed to bridge the gap between ITAM and FinOps and solve critical problems requiring converged data.

Technology Intelligence Platform in IT Visibility powers business strategy

Now, Technology Intelligence Platform drives Flexera One IT Visibility. Leveraging Technopedia®, the largest and most complete source of technology data, technology intelligence extends across your IT estate to answer the foundational challenges.

Technology Intelligence Platform empowers IT Visibility to provide comprehensive visibility and powerful analytics for your hybrid IT estate. This enables you to rationalize application spend, mitigate risk, improve security and make more strategic decisions. It delivers clean enriched data about your IT assets, reliable business analytics and a consistent source of truth to feed your CMDB, AI models and other enterprise systems.

Keys to IT Visibility with Technology Intelligence Platform

Unified data platform:

- Consistent representation of assets across the hybrid IT estate

Queryable inventory API:

- Next-level data gathering to target the data you need, without additional business intelligence tools



Powerful analytics:



- Performant, scalable data processing with advanced out-of-the-box and custom reporting

Extensible data:

- Ingest and transform your technology asset data to provide expansive integration and analysis to all stakeholders, at all levels of the organization

Technology Intelligence Platform's business impact with IT Visibility

Feature	Description
<p data-bbox="186 829 430 903">Single source of technology data</p> 	<p data-bbox="609 829 1421 924">Discovery, recognition and normalization from myriad sources leveraging the largest, most complete source of technology data in the world, Technopedia:</p> <ul data-bbox="609 945 1453 1249" style="list-style-type: none">• Build your trusted view of the IT estate with market-leading coverage across more than 5 million technology products• 4,500 unique data updates daily• Vendor and product version history• Definitive rules-based normalization engine• Holistic and comprehensive identification through automated gap-fill
<p data-bbox="186 1407 446 1480">Enrichment and contextualization</p> 	<p data-bbox="609 1365 1274 1459">Extensible IT market data leveraging Technopedia's intelligence and enrichment to enhance your data and help drive business initiatives:</p> <ul data-bbox="609 1480 1453 1900" style="list-style-type: none">• Lifecycle data (end of service and support) for software and hardware<ul data-bbox="641 1564 1372 1648" style="list-style-type: none">- Export normalized data with enriched lifecycle information- Forecast end of service life (EOSL) issues and avoid security gaps• Focused organizational data for department/organization, location, cost center, domain/host name and users• Reduce risk and prioritize remediation with vulnerability assessment on asset inventory from Secunia Research• Manage open source (OSS) and third-party software to avoid compliance issues and mitigate risk

Feature	Description
<p data-bbox="185 254 428 289">Data integration</p> 	<p data-bbox="607 254 1430 386">Improve your CMDB and get the most out of your data and current third-party tooling, including IT service management providers with direct ServiceNow and BMC Remedy integrations. Populate with enriched, normalized content for added clarity and insights:</p> <ul data-bbox="607 407 1442 705" style="list-style-type: none"> • Feed clean IT asset inventory into your technology ecosystem via extensible APIs or export. From security to financial operations (FinOps), IT Visibility provides foundational data for myriad business initiatives • Turn insights into action from the UI and send change requests or packaging updates to downstream systems • Leverage the Queryable Inventory API to enhance flexibility in data accessibility and simply deliver the data you need for your stakeholders, without the noise
<p data-bbox="185 831 440 867">Ease of reporting</p> 	<p data-bbox="607 831 1414 863">Out-of-the-box and custom reporting for practitioners and leaders:</p> <ul data-bbox="607 884 1425 1247" style="list-style-type: none"> • Executive level reporting and alerts • Intuitive analytics designed for exploring, dashboarding, extending and scheduling reports or exports • Automate notifications for exceptions to governance, operational and security policies • Create custom reports and customer user workflows to meet your business' needs • Scalability and performance beyond what's attainable with on-premises solutions

About Flexera

Flexera helps organizations understand and maximize the value of their technology, saving billions of dollars in wasted spend. Powered by the Flexera Technology Intelligence Platform, our award-winning hybrid IT asset management and FinOps solutions provide comprehensive visibility and actionable insights on an organization's entire IT ecosystem. This intelligence enables IT, finance, procurement and cloud teams to address skyrocketing costs, optimize spend, mitigate risk, and identifies opportunities to create positive business outcomes.

More than 50,000 global organizations rely on Flexera and its Technopedia reference library, the largest repository of technology asset data.

Learn more at flexera.com

» NEXT STEPS

Reduce friction and deliver strategic insights with Flexera One IT Visibility with Technology Intelligence Platform

[BOOK A DEMO](#)